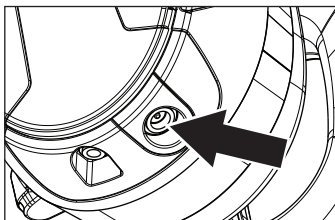


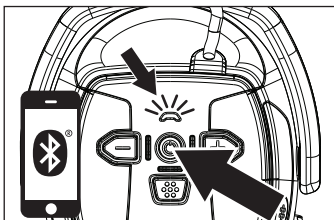
QUICK GUIDE

to Hellberg Xstream and Xstream LD



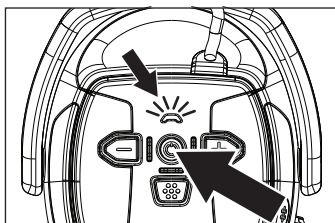
Charging

Charge prior to first use. Plug the charging cable in to the headset, and plug the USB connector in to a USB power source.



Pairing

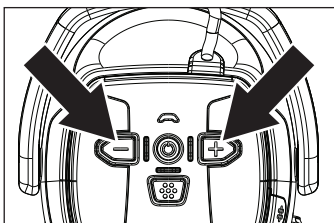
From OFF-state, press and keep holding down the ON/OFF button for 6 sec. until the LED flashes RED/BLUE.



ON - Hold down the button until the LED flashes BLUE.

(automatic connection to the paired phone after 1st pairing)

OFF - Press and hold for 4 sec.

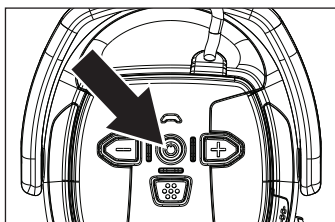


Bluetooth volume

Press to adjust volume

Next/Previous track

Press and hold 2 sec. to change track

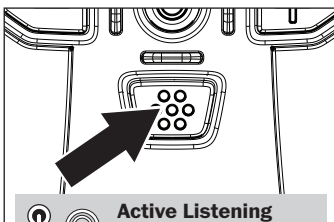


Play/Pause music

Answer phone calls

Press to play/pause music.

Press to answer/hang-up a phone call.



Active Listening

Press and hold 2 sec. to switch the function On/Off.

Volume

Press to adjust the volume.

Adjustable in 5 steps.

1-2-3-4-5-1-2-3...

